



Partner Study

Investigator meeting IAS
Washington 23rd July 2012

Agenda

- Welcome - **Andrew Phillips**
- Status of PARTNER: **Andrew Phillips**
 - Open sites
 - Recruitment
- Feed back from sites on recruitment and follow-up rates – **Tina Bruun**



Welcome

Andrew Phillips

Executive Committee

- Andrew Phillips, University College London (UCL)
- Jens Lundgren, University of Copenhagen and Rigshospitalet, Copenhagen, Denmark
- Alison Rodger, UCL
- Simon Collins, HIV i-Base, London
- Pietro Vernazza, Switzerland
- Vicente Estrada, Spain
- Jan Van Lunzen, Germany
- Giulio Maria Corbelli, EATG, Italy
- Tina Bruun, Copenhagen HIV Programme (CHIP)

National Coordinators

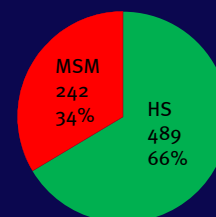
Amin Rieger,	Austria
Nathan Clumeck,	Belgium
Lars Mathiesen,	Denmark
Matti Ristola,	Finland
Christian Pradier,	France
Jan Van Lunzen,	Germany
Gráinne Courtney,	Ireland
Antonella d'Arminio Monforte,	Italy
Francisco Antunes,	Portugal
Vicente Estrada,	Spain
Katarina Westling,	Sweden
Pietro Vernazza,	Switzerland
JM Prins,	The Netherlands
Alison Rodger,	UK



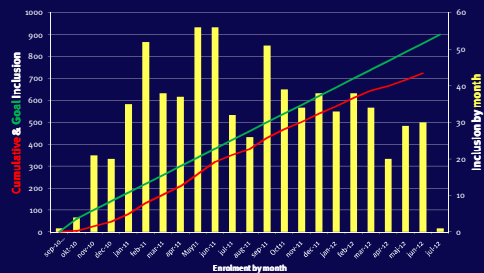
Recruitment update Andrew Phillips

Couples enrolled and MSM/Hetero

Total enrolment: 731

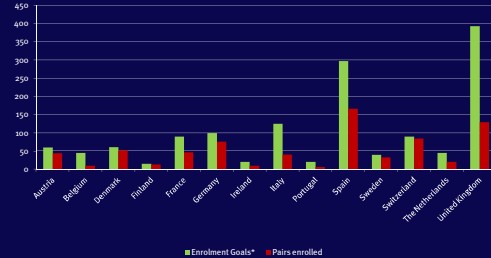


Enrolment by month from Sep. 2010-July 2012



Enrolment by country

Enrolment by 17 July 2012



Global overview

Global overview - enrolment

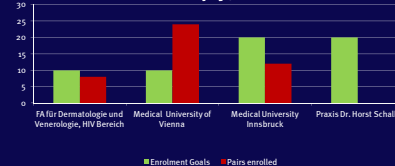
	Enrolment Goals*	Pairs enrolled	Pairs active in study	Percent of Goal achieved	Homosexual pairs enrolled	Percent of Homosexual Pairs
Austria	60	44	41	73,3	11	25,0
Belgium	45	10	7	22,2	5	50,0
Denmark	61	52	45	85,2	28	53,8
Finland	15	13	11	86,7	2	15,4
France	90	47	46	52,2	17	36,2
Germany	99	76	64	76,8	36	47,4
Ireland	20	10	10	50,0	1	10,0
Italy	125	41	41	32,8	12	29,3
Portugal	20	6	6	30,0	1	16,7
Spain	297	166	152	55,9	30	18,1
Sweden	40	33	31	82,5	8	24,2
Switzerland	90	84	76	93,3	21	25,0
The Netherlands	45	20	18	44,4	12	60,0
United Kingdom	392	129	115	32,9	58	45,0
Hovedtotal	1399	731	663	52,3	242	33,1



Country overview

	Patients in care	Enrolment Goals	Last pair enrolled	Pairs enrolled	Percent of Goal achieved	Pct enrolled of pts. in care	Percent of Homosexu of Pairs
FA für Dermatologie und Venerologie	443	10	15-12-2011	8	80,0	1,52	12,50
Medical University of Vienna	1133	10	13-06-2012	24	240,0	2,12	33,33
Medical University Innsbruck	547	20	07-05-2012	12	60,0	2,19	16,67
Praxis Dr. Horst Schalk	400	20		0	0,0	-	

Enrolment by 19 June 2012



Projected couple years according to monthly recruitment rate and % lost to follow-up per year

Couple years required: 2500

Recruitment per month until Feb 2014	% ending follow-up per year	Cumulative recruitment by Feb 2014	Total follow-up to Aug 2014
30	15%	1256	2244
30	20%	1256	2131
30	25%	1256	2021
40	15%	1476	2562
40	20%	1476	2434
40	25%	1476	2309

Projected couple years according to monthly recruitment rate and % lost to follow-up per year MSM

Couple years required: 1250

Recruitment per month until Feb 2014	% ending follow-up per year	Cumulative recruitment by Feb 2014	Total follow-up to Aug 2014
13	15%	486	850
13	20%	486	807
13	25%	486	766
30	15%	860	1390
30	20%	860	1322
30	25%	860	1255

Confidence intervals for transmission risk in 50 years given number of linked transmissions and couple years

Eligible couple years (ongoing condomless sex and VL < 50)	Number of linked transmissions	Risk in 50 years	Upper 95% confidence interval
2000	0	0%	8.8%
	1	2.5%	13.0%
	2	4.9%	16.5%
	3	7.2%	19.7%
	5	11.8%	25.3%
1500	0	0%	11.6%
	1	3.3%	17.0%
	2	6.4%	21.4%
	3	9.5%	25.3%
	5	15.4%	32.2%

Confidence intervals for transmission risk in 50 years given number of linked transmissions and couple years

Eligible couple years (ongoing condomless sex and VL < 50)	Number of linked transmissions	Risk in 50 years	Upper 95% confidence interval
1000	0	0%	16.8%
	1	4.9%	24.3%
	2	9.5%	30.3%
750	0	0%	21.8%
	1	6.4%	31.0%
	2	12.5%	38.2%



Feedback on recruitment and follow-up rates

Tina Bruun

Percentage of ptt. in care

Global overview - enrolment					
	Enrolment Goals*	Pairs enrolled	Pairs active in study	Percent of Goal achieved	Pct enrolled of pts. in care*
Austria	60	44	41	73.3	2.00
Belgium	45	10	7	22.2	0.38
Denmark	61	52	45	85.2	1.30
Finland	15	13	11	86.7	1.18
France	90	47	46	52.2	1.71
Germany	99	76	64	76.8	1.00
Ireland	20	10	10	50.0	0.33
Italy	125	41	41	32.8	1.00
Portugal	20	6	6	30.0	0.20
Spain	297	166	152	55.9	1.70
Sweden	40	33	31	82.5	1.10
Switzerland	90	84	76	85.3	2.00
The Netherlands	45	20	18	44.4	0.35
United Kingdom	377	129	119	34.2	0.50
Total	1384	731	663	52.8	

* The percentage raking from: Highest: 4,26

* Approx. 3% of ptt. in care are eligibly



The HIV population in two sites in the PARTNER

Characteristics relative to the PARTNER study:

1550/430 patients have been approached:

- 48%/35% - had no regular partnership
- 15%/11% - had a sero-positive partner
- 20%/19% - systematically used a condom with their partner
- 7%/? - had a stable partnership but no sexual life with their partner
- 6%/14% - had other reasons not to participate (refusal from patient or partner, unknown HIV status of the partner, etc.)



Feedback on recruitment and follow-up rates

Recruitment

- More difficult than expected to reach the enrolment goals
- Only about 20% of the HIV positive patients have been asked about PARTNER
- Refocus on PARTNER in the clinic and contact couples that initially showed some interest
- Focus on MSM couples as a new approach



Active couples and completeness of follow-up

	Pairs active in study	Activity reported past 6 months		
		Pairs enrolled	Average retention rate*	Average retention rate**
Austria	41	44	90,5	87,5
Belgium	7	10	71,4	50,0
Denmark	45	51	88,6	74,2
Finland	11	13	81,8	69,2
France	46	47	51,1	50,5
Germany	64	76	68,0	58,3
Ireland	10	10	70,0	70,0
Italy	41	41	73,2	73,2
Portugal	6	6	100,0	100,0
Spain	152	166	71,5	65,9
Sweden	31	33	60,4	57,0
Switzerland	76	84	88,6	82,3
The Netherlands	18	20	93,3	90,2
United Kingdom	115	126	82,6	75,7
Hovedtotal	663	727	86,3	64,9

*based on active pairs visits/crf, hiv-test and questionnaires

**based on all pairs (active and discontinued) visits/crf, hiv-test and questionnaires



Promoting Partner



Feedback on recruitment and follow-up rates

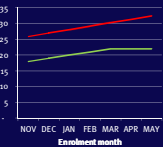
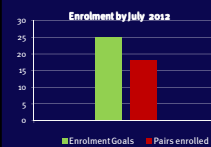
Follow up

- Can be challenge to get the HIV negative partner to come for follow up visit and HIV test
- The option of offering once a year HIV test is helpful for keeping couples in
- More partnerships break up than expected
- Not all questionnaires are returned when couples take them home



Site Update 1501 – Danish site

Overview - enrolment:				Rigshospitalet			
Patients in care	Active pairs	Enrolment Goals	Last Pair enrolled	Pairs enrolled	Percent of Goal achieved	Percent enrolled of pts. in care	Percent of Home tests Pairs
1400	14	20	16-05-2012	18	79	1,11	81,91
Activity reported past 6 months							
Pairs enrolled	Visits reported	HIV tests reported	Questionnaires submitted	Average retention rate*			
18	24	24	22	93,3			
*based on visits reported							
Feedback on missed visits*							
# Missed visits							
0	0	0	0	0	0	0	0



Contact

- **Tina Bruun, RN MSA**
Project coordinator
Copenhagen HIV Programme
University of Copenhagen
The Panum Institute/Building 21.1
Blegdamsvej 3B
2200 Copenhagen N
Denmark
Phone: +45 35 45 57 93
Fax: +45 35 45 57 58
Email: tbr@cphiv.dk

