

## **PARTNER Investigator meeting**

Seattle, Tuesday 14<sup>th</sup> February 2017



## **Outline**

- 1. Wellcome
- 2. Update from PARTNER
  - Current enrollment
  - Couple years of follow up
- 3. Discussion on closing down PARTNER at sites



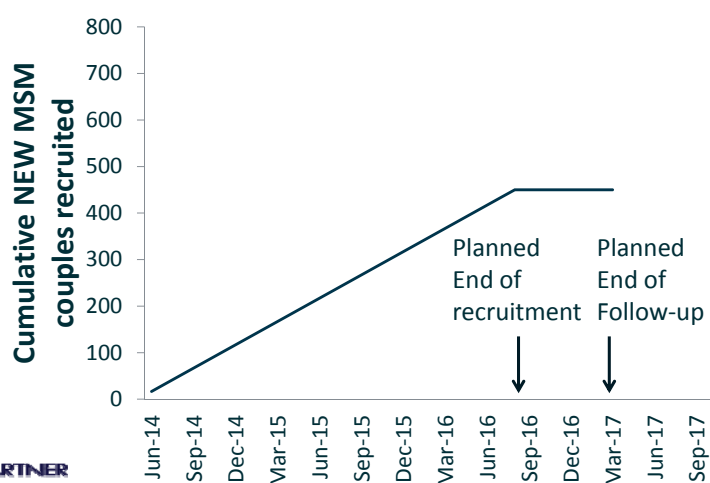
## PARTNER study: improvement in knowledge of HIV transmission rate for MSM

Number of linked HIV transmission	Within couple HIV transmission rate per 100 CYFU (95% confidence interval)	
	PARTNER 1 - at 31 <sup>st</sup> May 2014 in MSM (CYFU = 439)	End of PARTNER 2 (CYFU = 1770)
0	0 (0 - 0.8)	0 (0 - 0.2)
1	0.2 (0 - 1.3)	0.1 (0 - 0.3)
2	0.5 (0.1 - 1.6)	0.1 (0 - 0.4)
5	1.1 (0.4 - 2.7)	0.3 (0.1-0.7)
1 infection per	125 CYFU	500 CYFU



## PARTNER 2 study – Recruitment plan

Original design: 450 MSM couples/27 months = ~17 couples/month



## PARTNER 2 study – Revised plan

1,770 eligible CYFU by the end of PARTNER 2

IF

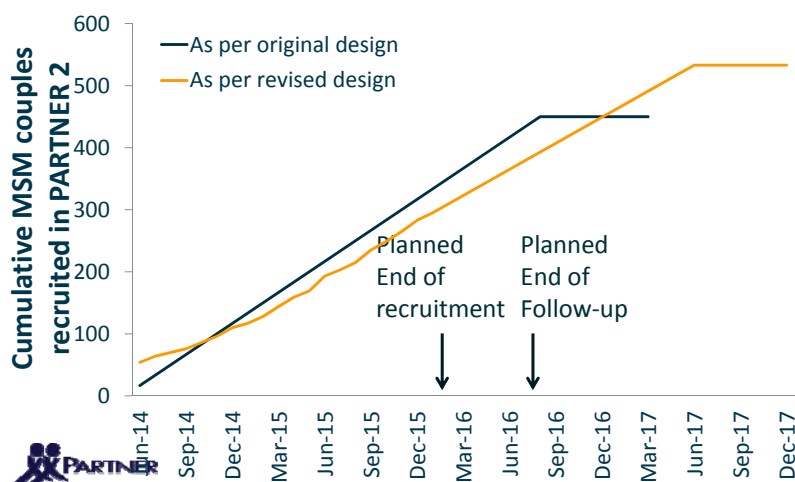
- we recruit 14 MSM couples (uniformly from February 2016 to 30<sup>st</sup> June 2017)
- couples are followed until 31<sup>st</sup> December 2017
- there is a retention rate of 80% per year
- 79% of all CYFU are eligible



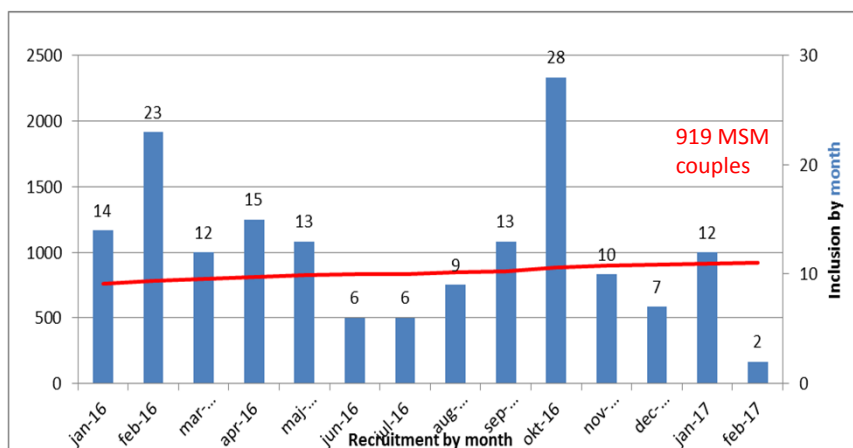
## PARTNER 2 study – Revised recruitment plan

Original design: 450 MSM couples/27 months = ~17 couples/month

Revised design: 14 couples/month (Feb2016 - end Jun2017) (Total MSM couples= 533)



## Study update - recruitment of MSM 2016-2017



## Study update - MSM pairs enrolled and active by country

Global overview - enrolment				
	Enrolment Goals*	Pairs enrolled	Pairs active in study	Percent of Goal achieved
Austria	34	45	36	132,4
Belgium	28	26	19	92,9
Denmark	53	46	24	86,8
Finland	11	12	8	109,1
France	67	67	32	100,0
Germany	92	116	61	126,1
Ireland	7	8	5	114,3
Italy	55	69	48	125,5
Portugal	4	8	8	200,0
Spain	179	145	85	81,0
Sweden	26	24	18	92,3
Switzerland	59	71	45	120,3
The Netherlands	48	80	57	166,7
United Kingdom	166	202	88	121,7
	829	919	534	110,9

\* for centres that enrolled at least 1 pair

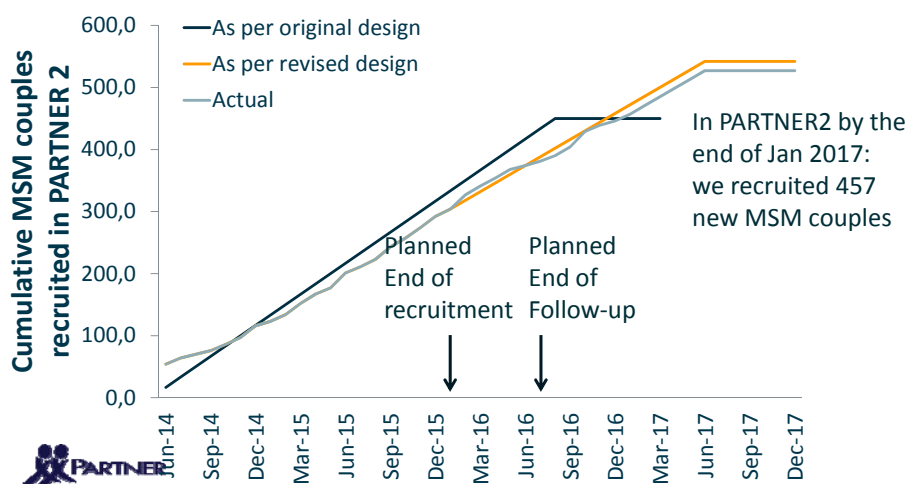


## PARTNER 2 study – Revised recruitment plan

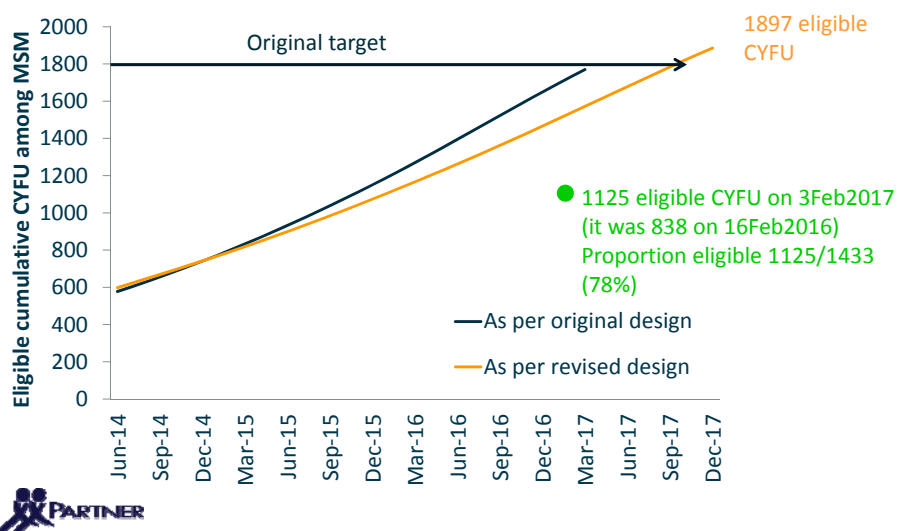
Original design: 450 MSM couples/27 months = ~17 couples/month

Revised design: 14 couples/month (Feb2016 - end Jun2017) (Total MSM couples=533)

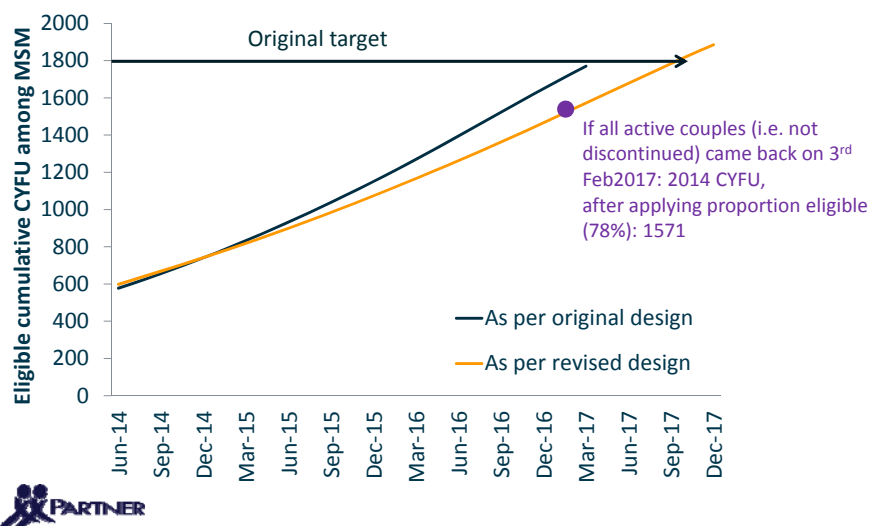
Actual: 12.8 couples/month (Feb2016 - end Jan2017)



## PARTNER 2 study – CYFU accumulated



## PARTNER 2 study – CYFU accumulated



## Closing PARTNER at sites

Strategies for finalising the PARTNER study at sites and optimizing couples years of follow up.

- **1. Close all site 31<sup>st</sup> December 2017**
  - Ask couples to come in for their final visit in December 2017.
- **2. Continuing follow up the 1<sup>st</sup> quarter of 2018**
  - Allowing couples to follow the regular visit schedule at the clinic.



**Thank you very much to all of you for  
your contribution!**

